



# BCA WEB GUIDE

## QUICK GUIDE

Your support for quick and effective vehicle purchases.

[www.bca.com](http://www.bca.com)





## BCA WEB GUIDE.

**Your support for quick and effective vehicle purchases.**

**Find auctions. Search for vehicles. View vehicle information.  
Take part in online auctions. But how?**

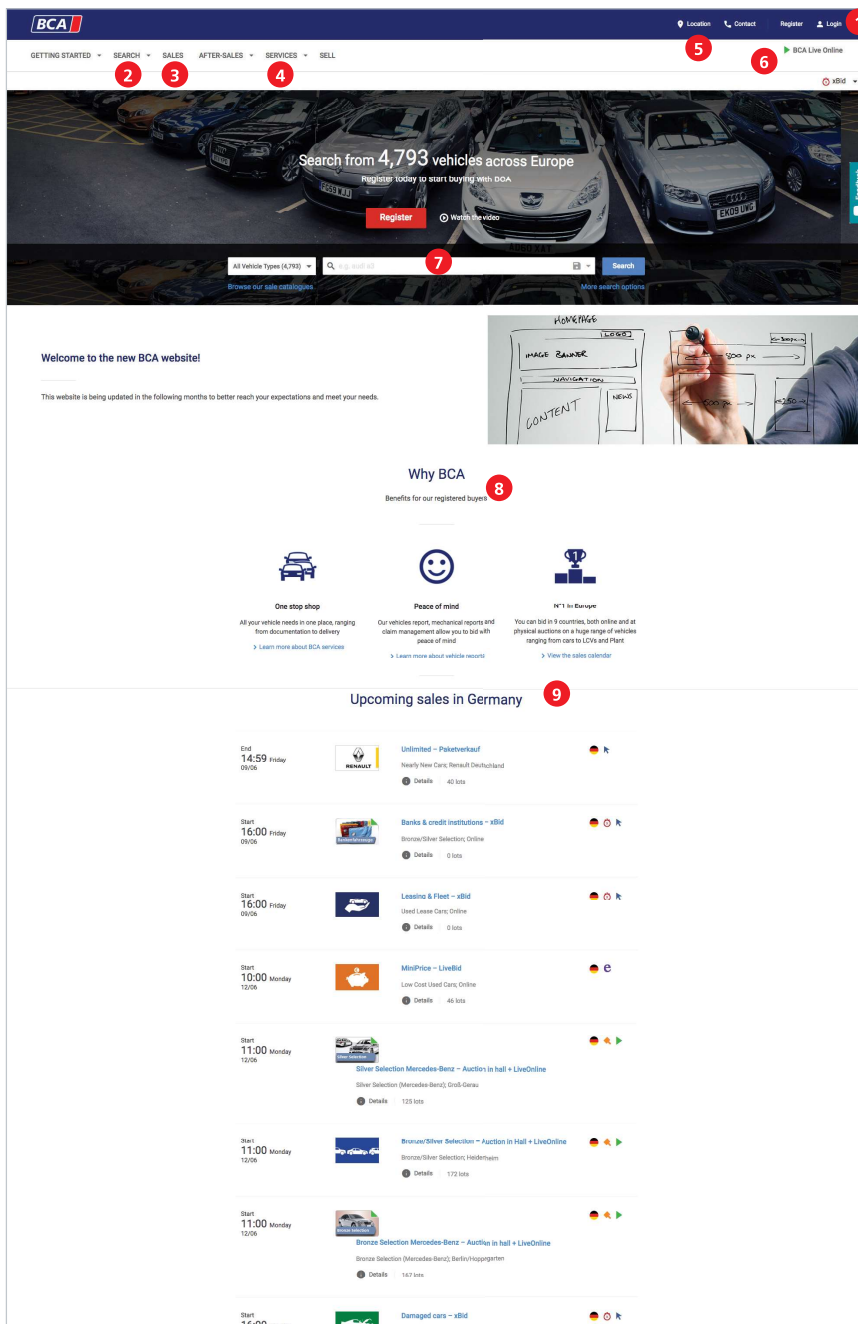
Our web guide explains the most important features and functions of the BCA website to you. With this help can quickly start using the BCA market place!

1. BCA homepage
2. BCA registration
3. My BCA Online
4. BCA vehicle search
5. BCA auction calendar
6. Auction catalogue
7. Vehicle description
8. Submitting a bid (LiveBid)
9. Submitting a bid (Live Online)
10. Submitting a bid (xBid)
11. BCA bidding agent (On site, Live Online & LiveBid)
12. BCA Premium Partner

# 1. BCA HOMEPAGE

## Welcome to the BCA homepage

Here you will find highlights, upcoming auctions and additional important information! With just a few clicks you can search for vehicles, in the auction calendar and much more.



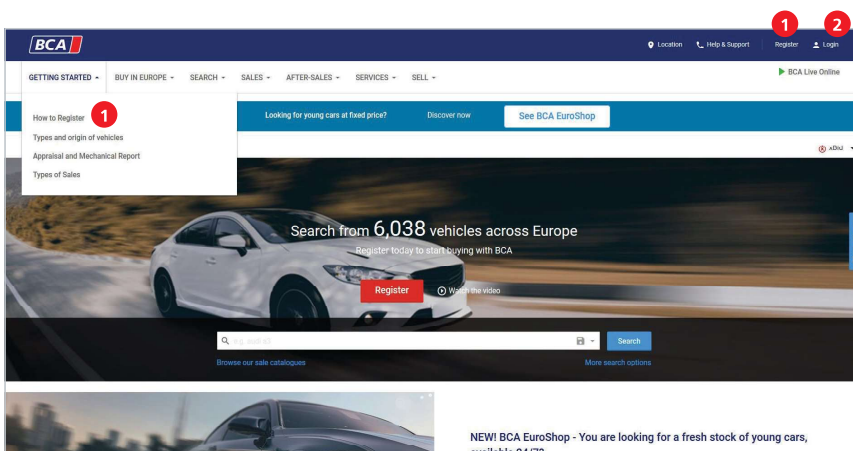
1. Log into your customer account or register with BCA.
2. Find suitable vehicles with the BCA vehicle search.
3. Search the BCA auction calendar for exciting auctions.
4. Find useful information, documents & tools in our service area.
5. Discover locations for BCA auctions including all important information (address, ...).
6. Click here to take part in physical auctions online (BCA LiveOnline) or LiveBid auctions.
7. Find your perfect vehicle even quicker: vehicle quick search.
8. Keep up to date with the latest highlights, auctions and much more.
9. The next auctions at a glance.



## 2. BCA REGISTRATION

New to BCA? Then click the registration button and fill out the form. As soon as you have submitted all the necessary documents, you will receive your BCA login details in a few work days. Clicking "login" will take you to the login window. Here you can conveniently log on with your username and password.

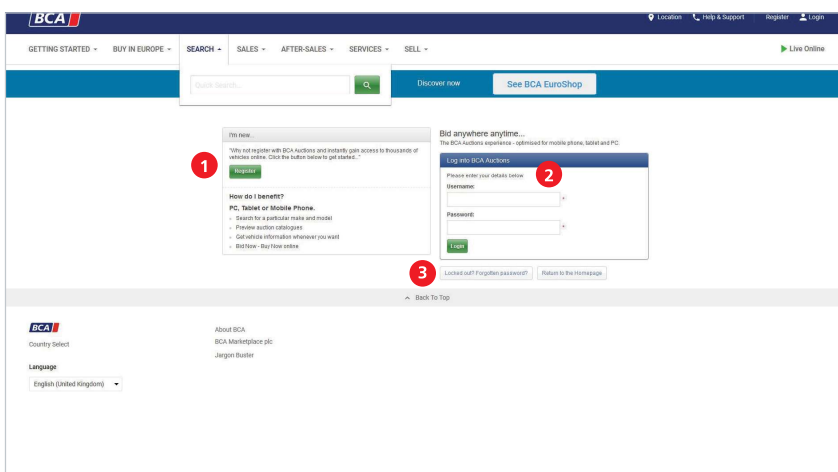
### 2.1. REGISTRATION



1. Click here to register.

2. Click here to go directly to the login page Range.

### 2.2. LOGIN



1. Click here to regist.

2. Log in here with your username and password.

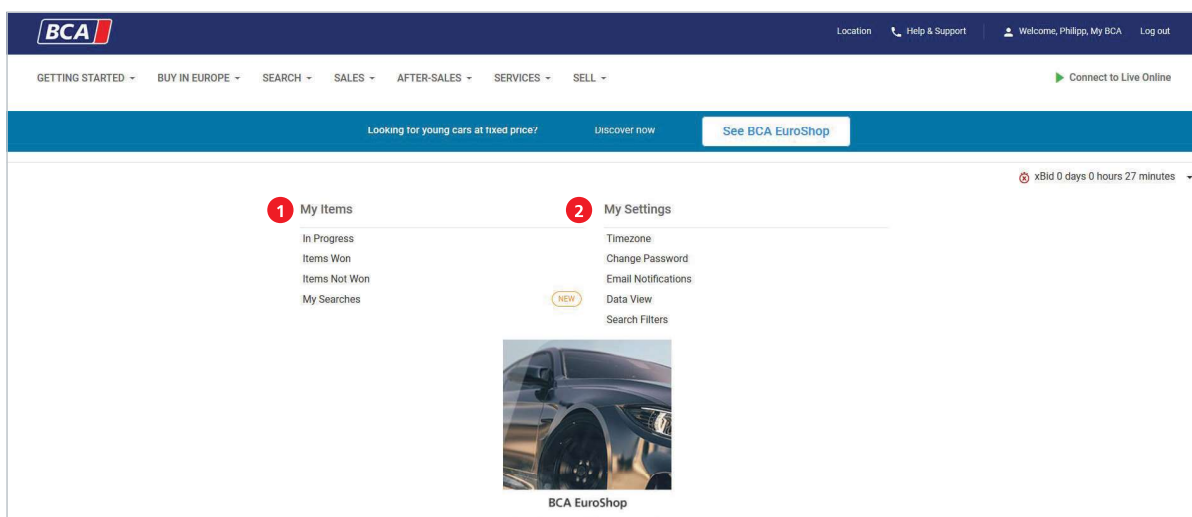
3. Forgotten your password? No problem. Request a new one here.

### 3. MY BCA ONLINE

To adjust the settings on your personal BCA Online profile, click on „My BCA Online“.

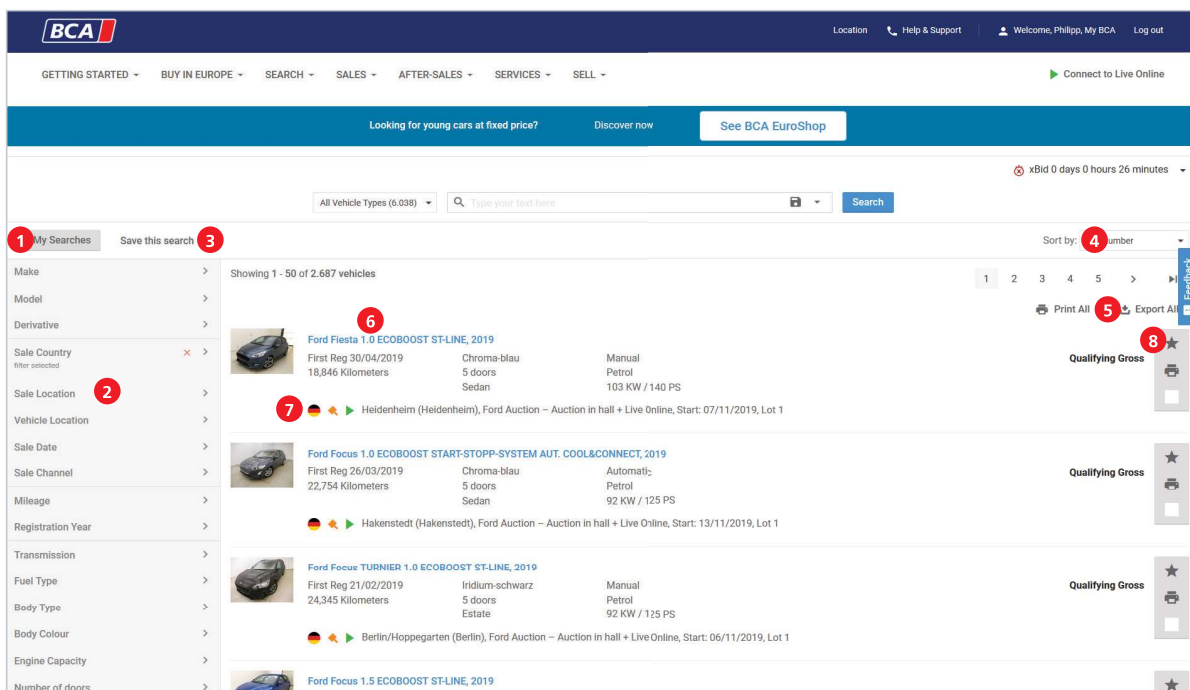
My BCA Online is your personal online profile. Using My BCA Online you can manage your additional online vehicle purchases and sales as well as your settings.

1. In this area you can view your completed purchases and sales, follow watched vehicles, hire transport and much more.
2. Here you can change your private settings, such as switch time zones, change your password or adjust email notifications.



## 4. BCA VEHICLE SEARCH

The BCA vehicle search gives you the option to quickly and precisely find your perfect vehicle. The numerous filters such as manufacturer, model, body type and equipment make your search especially effective, helping you save time and money!

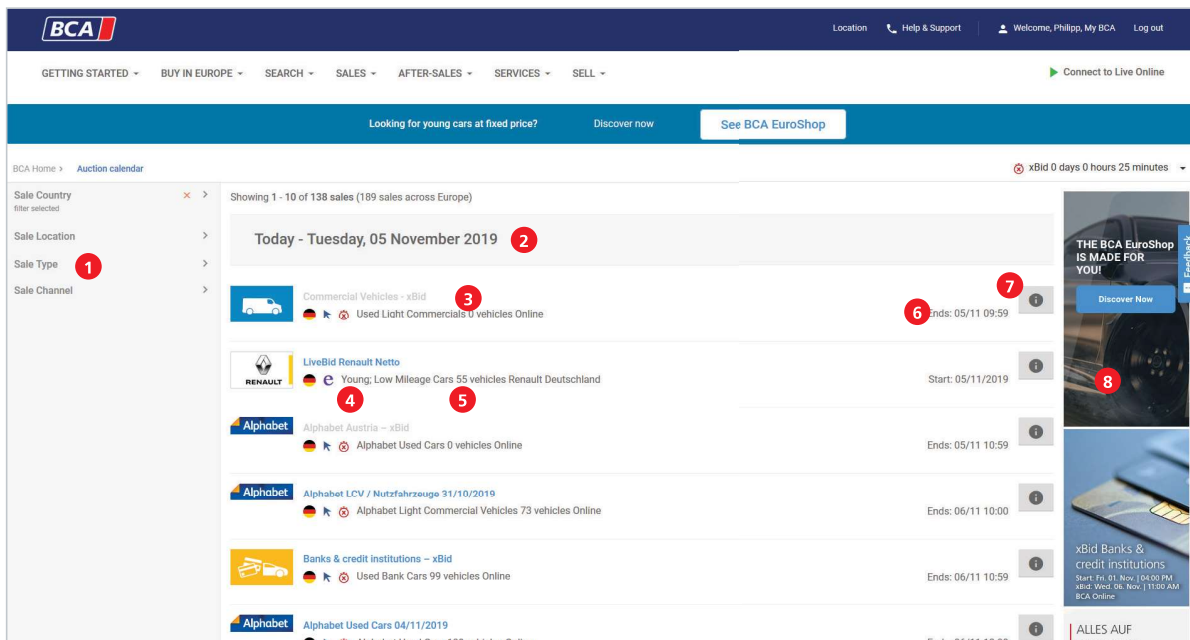


The screenshot shows the BCA website's search interface. At the top, there's a navigation bar with 'GETTING STARTED', 'BUY IN EUROPE', 'SEARCH', 'SALES', 'AFTER-SALES', 'SERVICES', and 'SELL'. Below this is a search bar with a dropdown menu for 'All Vehicle Types (6,038)' and a search button. The main content area displays search results for 'Ford Fiesta 1.0 ECOBOOST ST-LINE, 2019'. The results are sorted by 'Number' (indicated by callout 4). A sidebar on the left contains various filters (Make, Model, Derivative, Sale Country, Sale Location, Vehicle Location, Sale Date, Sale Channel, Mileage, Registration Year, Transmission, Fuel Type, Body Type, Body Colour, Engine Capacity, Number of doors). Callout 1 points to 'My Searches', callout 2 to 'Sale Location', callout 3 to 'Save this search', callout 5 to 'Print All', callout 6 to the vehicle name, callout 7 to the location and auction details, and callout 8 to the 'Qualifying Gross' button.

1. Select one of your saved search requests.
2. Select the appropriate filters and narrow your search.
3. Save your search request and activate notifications. In this way, you are always well informed of new vehicles being offered that match your search criteria.
4. Sort your search results, e.g. by relevance, auction date etc.
5. Easily print or export your search results.
6. Vehicle information: Clicking on the vehicle name allows you to see more information.
7. Here you can see in which country the vehicle is being sold, through which distribution channels and in which auction, including deadlines.
8. Add the vehicle to your watchlist, print out the vehicle information or follow the vehicle.

## 5. BCA AUCTION CALENDAR

With the BCA auction calendar, you can see all auctions at a glance, Europe wide, so you will always know which auctions are taking place on which days.

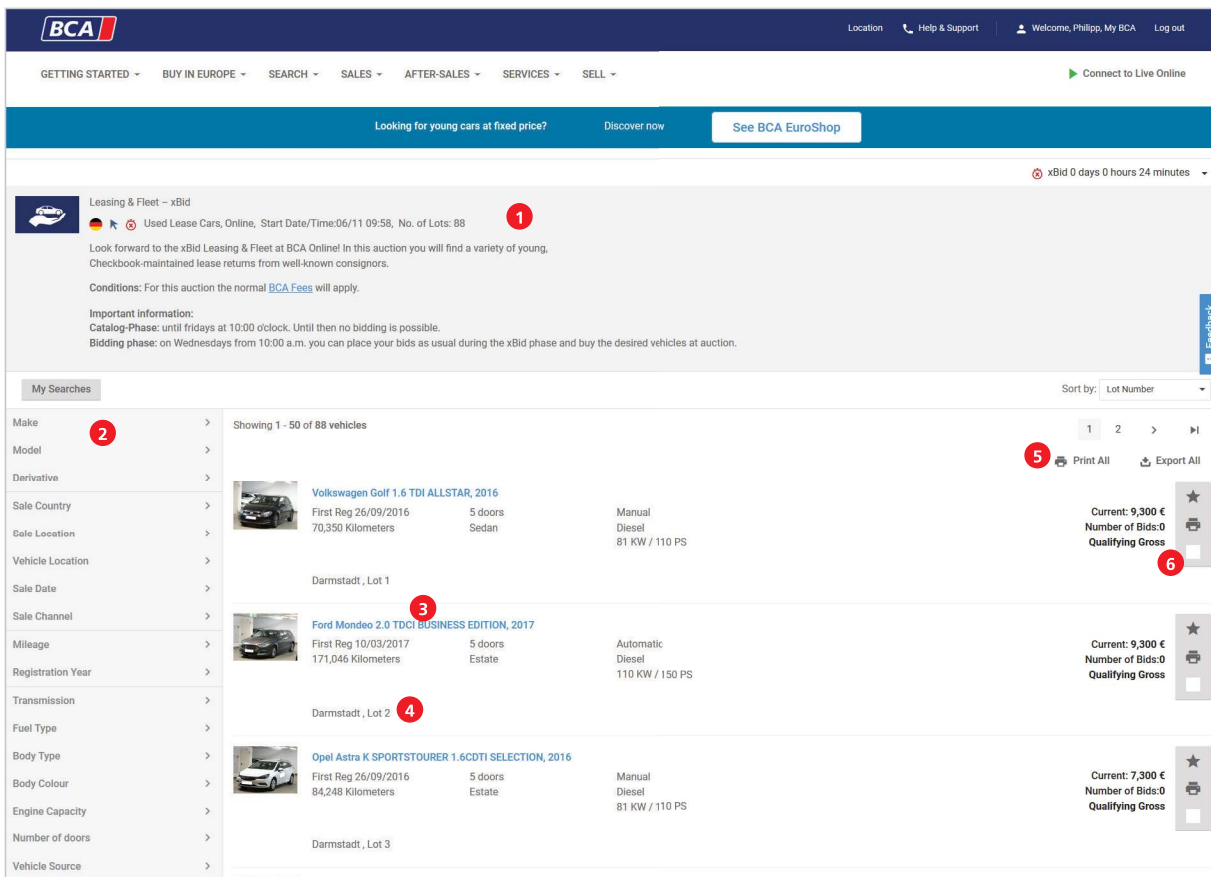


The screenshot shows the BCA Auction Calendar interface. On the left, there is a sidebar with filters for Sale Country, Sale Location, Sale Type, and Sale Channel, with a red circle '1' next to the Sale Type filter. The main content area displays a list of auctions for 'Today - Tuesday, 05 November 2019', with a red circle '2' next to the date. The list includes various auction entries with details such as auction name, location, and end time, with red circles '3', '4', '5', '6', and '7' highlighting specific information. On the right, there is a promotional banner for 'THE BCA EuroShop IS MADE FOR YOU!' with a red circle '8' next to it.

1. You can filter the auction calendar by country, location, type and distribution channel.
2. Day and date upon which the auction takes place.
3. Here you can see the name of the auction including information about the goods being auctioned. Clicking on the auction name takes you to the detailed auction catalogue.
4. Find out the relevant distribution channel (on site auction including BCA LiveOnline, xBid auction, or LiveBid auction).
5. The number of vehicles being sold in this auction.
6. Date and start time of the auction.
7. Information about the auction at a glance.
8. Keep up to date with the latest highlights, auctions and much more.

## 6. AUCTION CATALOGUE

The auction catalogue gives you a detailed overview of vehicles being auctioned. In this way you can get an exact picture of suitable vehicles and plan your bidding strategy.



The screenshot shows the BCA auction catalogue interface. At the top, there is a navigation bar with the BCA logo and user information. Below this is a search and filter section. The main content area displays a list of vehicles for auction, with three vehicles shown as examples. Red circles with numbers 1 through 6 highlight specific features: 1 points to the auction title and details; 2 points to the filter sidebar; 3 points to the vehicle name and description; 4 points to the lot number; 5 points to the 'Print All' and 'Export All' buttons; and 6 points to the 'Add to Watchlist' button.

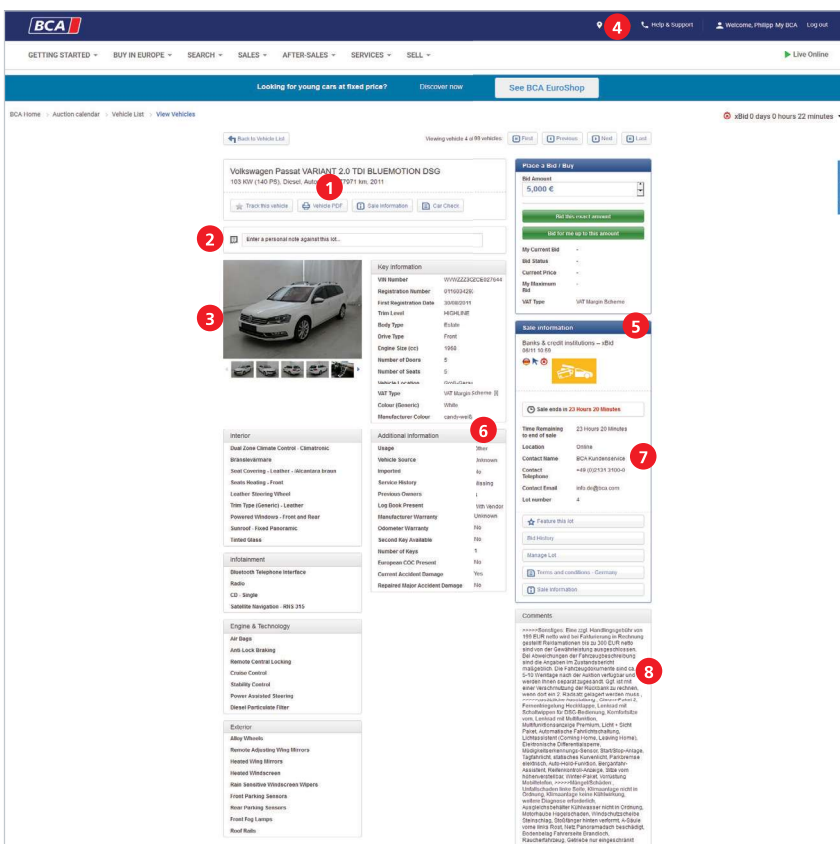
1. Here you will find all important auction information: auction name, country, location, date/time and important details such as conditions.
2. Filter the vehicles up for auction in accordance with your own criteria.
3. Vehicle information. Clicking on the vehicle name allows you to see the vehicle description as well as additional information.
4. The catalogue number tells you when a vehicle comes under the hammer in relation to the others in the auction.
5. Simply print or export the auction catalogue.
6. Add the vehicle to your watchlist, print out the vehicle information or follow the vehicle.



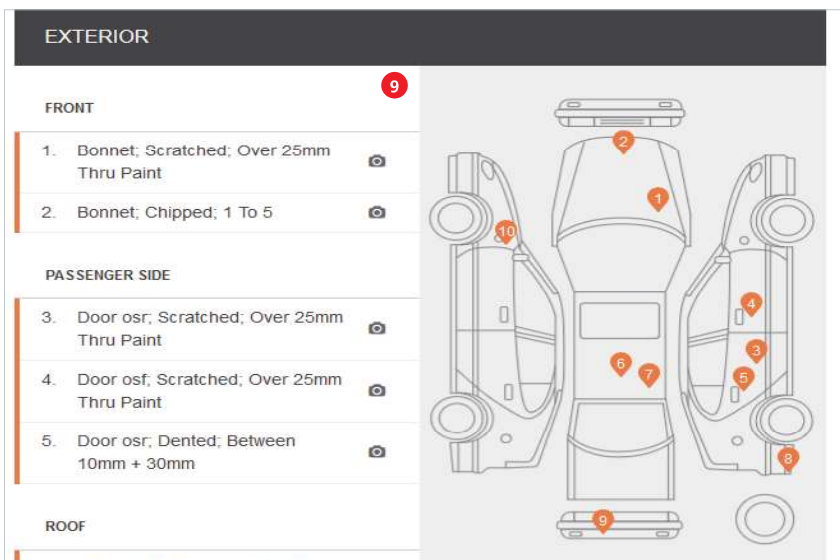
## 7. VEHICLE DESCRIPTION

With our vehicle descriptions we achieve transparency, so that you know what you are buying. Vehicle descriptions include extensive and sometimes illustrative information, such as engine type, equipment, condition and damage. Vehicles auctioned through BCA have undergone the BCA Vehicle Check based on the BCA damage catalogue.

In both cases you will find a condition report in the vehicle description which contains additional, detailed information.



1. Clicking this button loads the condition report in PDF format.
2. You can leave a personal note here.
3. The picture gallery contains photos of the relevant vehicle.
4. To previous or next vehicle in this auction.
5. Auction name, date and time.
6. Information on the location of the vehicle.
7. Place of auction and catalogue number for the vehicle.
8. Important notes/ comments on vehicle.

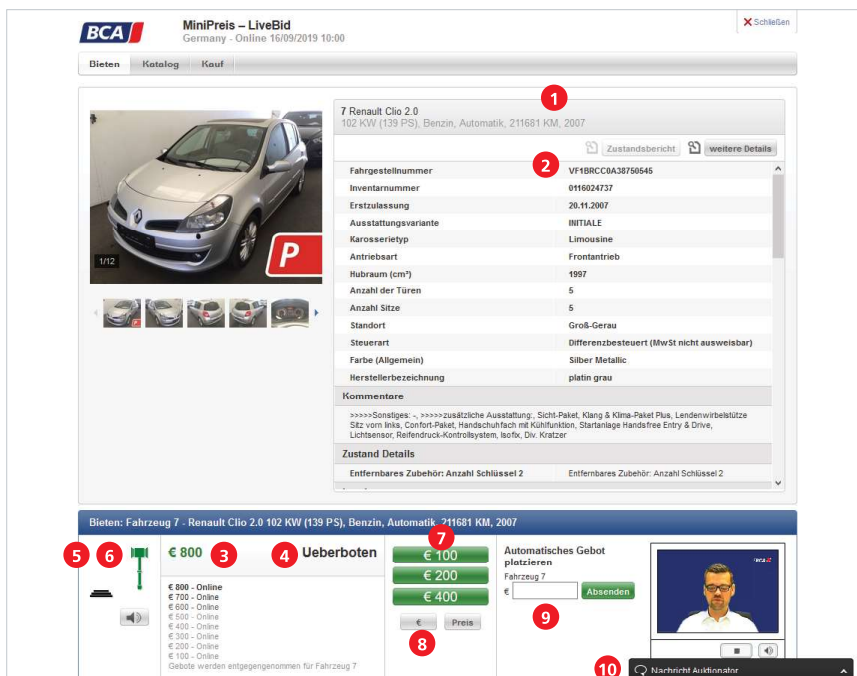


9. The schematic representation of damages (BCA Vehicle Check) gives you an overview of all the damage to the vehicle. Clicking the red circle will open up a picture of the relevant damage.

## 8. SUBMITTING A BID USING BCA LIVEBID

To participate in BCA LiveBid auctions, you must first click on „LiveOnline“ on the BCA homepage.

BCA LiveBid stands for interactive online auctions with a live auctioneer. This combines the advantages of the analogue and digital worlds. An auctioneer oversees every LiveBid auction, the customer bids on computer or notebook, regardless of their location, with the click of a mouse and is under fewer time constraints thanks to the BCA bidding agent. Questions for the auctioneer are facilitated at any time by virtue of a chat function.



**7 Renault Clio 2.0**  
102 KW (139 PS), Benzin, Automatik, 211681 KM, 2007

Fahrgestellnummer	VF16RCC0A38750545
Inventarnummer	0116024737
Erstzulassung	20.11.2007
Ausstattungsvariante	INITIALE
Karosserietyp	Limousine
Antriebsart	Frontantrieb
Hubraum (cm³)	1997
Anzahl der Türen	5
Anzahl Sitze	5
Standort	Groß-Gerau
Steuerart	Differenzbesteuer (MwSt nicht ausweisbar)
Farbe (Allgemein)	Silber Metallic
Herstellerbezeichnung	platin grau

**Bieten: Fahrzeug 7 - Renault Clio 2.0 102 KW (139 PS), Benzin, Automatik \*211681 KM, 2007**

€ 800 - Online  
 € 700 - Online  
 € 600 - Online  
 € 500 - Online  
 € 400 - Online  
 € 300 - Online  
 € 200 - Online  
 € 100 - Online  
 Gebote werden entgegengenommen für Fahrzeug 7

**Ueberboten**

€ 100  
 € 200  
 € 400

Automatisches Gebot platzieren  
 Fahrzeug 7  
 €  Absenden

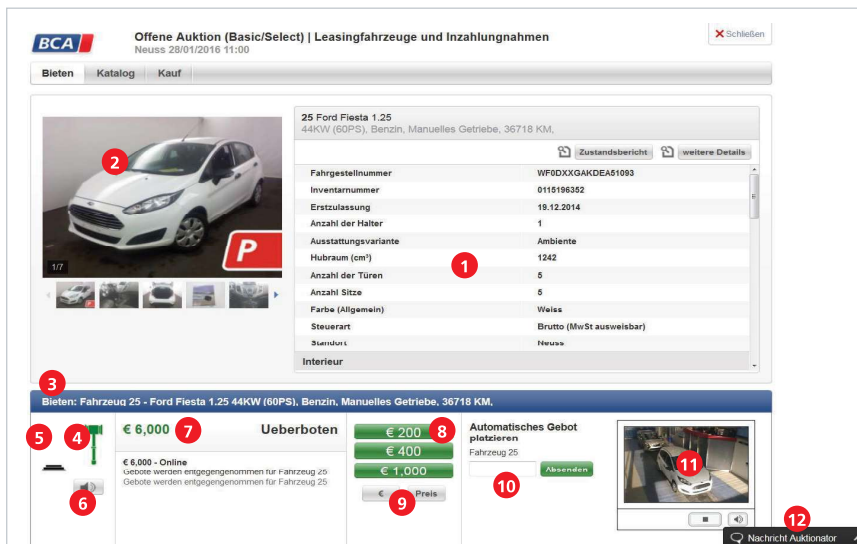
10 Nachricht Auctioneer

1. Vehicle information.
2. Vehicle number and description of the current vehicle.
3. Current bid.
4. Status of the current bid.
5. Hammer green: the auctioneer is accepting bids.
6. Hammer red: bid has been accepted.
7. Place bid within the range of the next bidding increment.
8. Currency conversion.
9. Bid an amount which is above the next bidding increment.
10. Send a message to the auctioneer.

## 9. SUBMITTING A BID USING BCA LIVE ONLINE

To participate in online and physical on-location auctions, you must first click on „Live Online“ on the BCA homepage.

BCA allows you to comfortably participate by computer or notebook in on-location auctions. You can follow the vehicle presentation and events live, direct from the auction hall over video feed. Your bids are equally as valid as bids made by those attending the auction in person and upon request can be made by a bidding agent.



**Offene Auktion (Basic/Select) | Leasingfahrzeuge und Inzahlungnahmen**  
Neuss 28/01/2016 11:00

**25 Ford Fiesta 1.25**  
44KW (60PS), Benzin, Manuelles Getriebe, 36718 KM.

Fahrgestellnummer	WF0DXXGAKDEA51093
Inventarnummer	0115196352
Erstzulassung	19.12.2014
Anzahl der Halter	1
Ausstattungsvariante	Ambiente
Hubraum (cm³)	1242
Anzahl der Türen	5
Anzahl Sitze	5
Farbe (Allgemein)	Weiss
Steuerart	Brutto (MwSt ausweisbar)
Standort	Heuss
Interieur	

**Bieten:** Fahrzeug 25 - Ford Fiesta 1.25 44KW (60PS), Benzin, Manuelles Getriebe, 36718 KM.

**Ueberboten** € 6,000

**Automatisches Gebot platzieren**  
Fahrzeug 25

€ 200  
€ 400  
€ 1,000

Preis

€ 6,000 - Online  
Subote werden entgegengenommen für Fahrzeug 25  
(Gebote werden entgegengenommen für Fahrzeug 25)

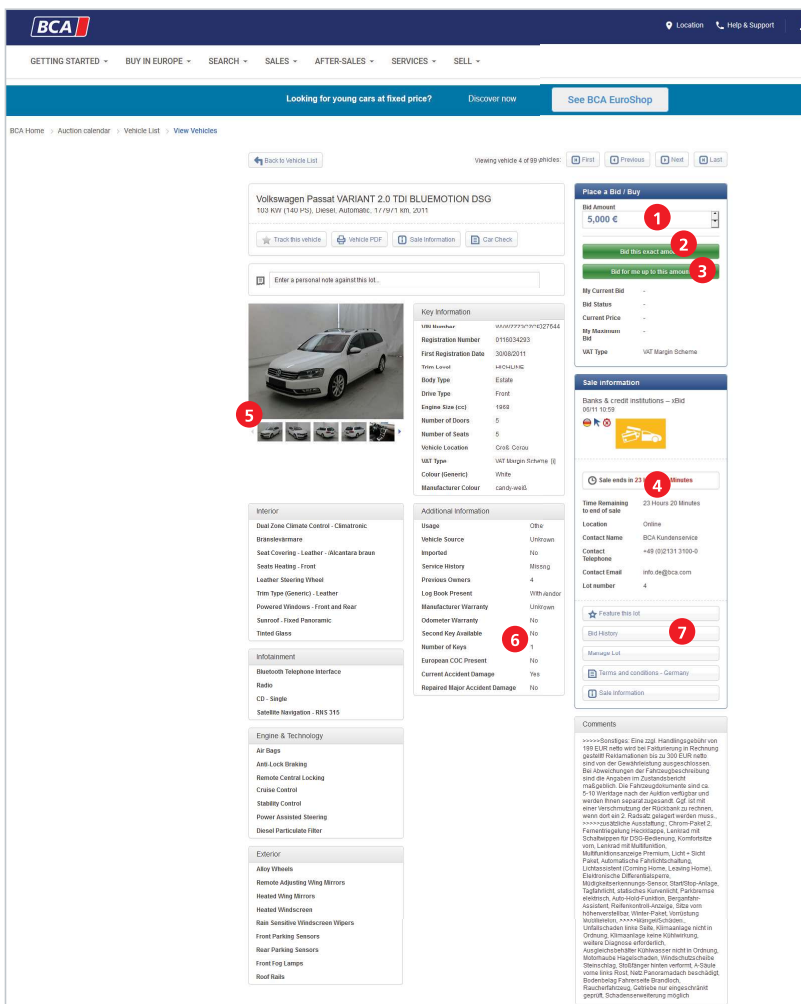
Nachricht Auktionator

1. Vehicle information.
2. Vehicle pictures.
3. Vehicle number and description of the current vehicle.
4. Hammer green: the auctioneer is accepting bids.
5. Hammer red: bid has been accepted.
6. Sound on/off.
7. Current bid.
8. Increase current bid.
9. Currency conversion.
10. Place an automatic bid using the bidding agent.
11. Live stream from the auction hall.
12. Ask the auctioneer a question.

# 10. SUBMITTING A BID USING BCA ONLINE AND XBID PHASE

To take part in our online auctions (xBid auctions), you must first log into the BCA homepage with your access data.

xBid auctions run over several days and end with a 20 second xBid phase. Here you once again have the chance to react to higher bids and secure your perfect vehicle. In addition, you have the opportunity to simply place your highest bid through the bidding agent.



1. Here you can see the next bidding increment. You can also adjust your bid according to this amount.
2. By clicking on "bid exactly this amount" you can bid the above adjusted amount.
3. By clicking "bid for me up to this amount" the BCA bidding agent will automatically place bids for you within the next bidding increment, until the amount entered in point one has been reached. In this way, the amount entered in point one operates as a maximum bid.
4. End of auction.
5. Vehicle pictures.
6. Vehicle information.
7. View bidding history.
8. Catalogue number for vehicle.
9. Vehicle information.
10. Username of the highest bidder.
11. Current price.
12. Information on effect of bid: reserve not met, reserve met or minimum price met.
13. Next bidding increment.
14. Remaining bidding time in seconds.





## 11. BCA BIDDING AGENT

Should you find yourself without the time to personally bid in one of our actions one day, you can comfortably rely on the BCA bidding agent. Using the BCA bidding agent enables you to participate in our on-site, LiveBid and xBid auctions without actually being present. Due to possible changes in a vehicle description and the deactivation of the BCA bidding agent associated with such an action, we recommend to activate the bidding agent max. 24 hours before the auction starts.

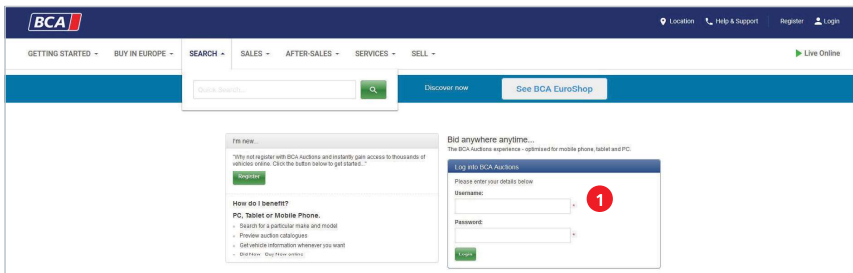
**Please note that this option is only available the day before the auction starts. from about 4:30 p.m. onwards.**



# 11. BCA BIDDING AGENT

This is how you use the bidding agent in our various auction formats:

## Activation of the bidding agent for on-site, BCA Live Online, LiveBid auctions



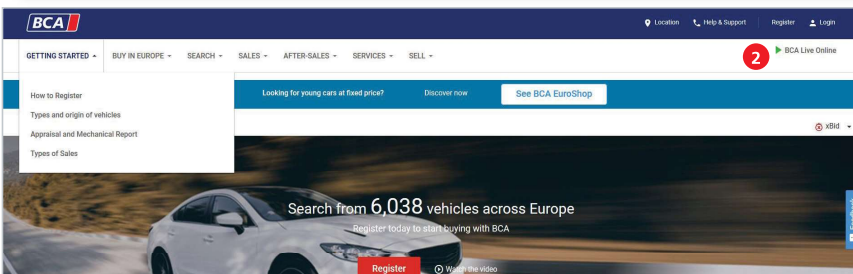
1. Log in with your username and password.

2. Click on „**BCA Live Online**“ top right on the BCA homepage.

3. Select the auction with one click on „**Participate in Auction**“.

4. Select the „**Catalog**“ menu item and then the desired vehicle by clicking on „**View vehicle details**“.

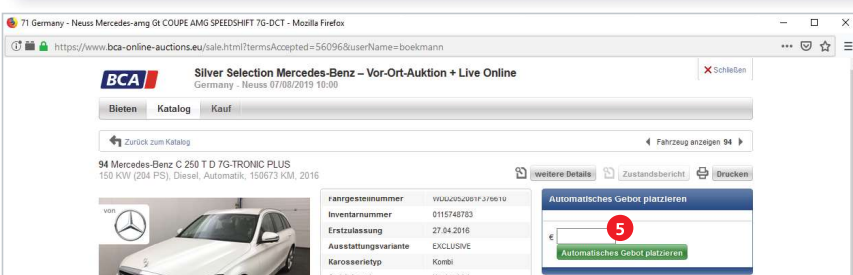
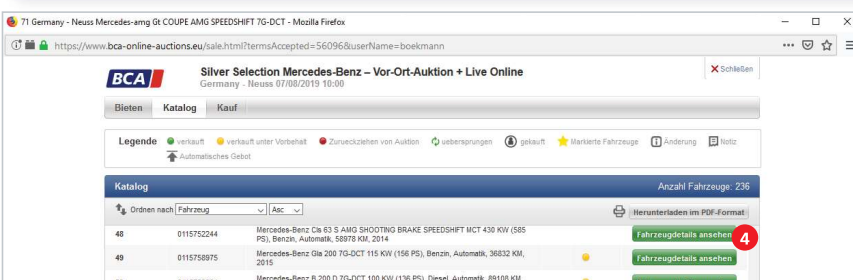
5. Here you can enter your maximum highest bid.



The BCA bidding agent will now automatically bid in the usual bidding steps up to the maximum amount you have entered.

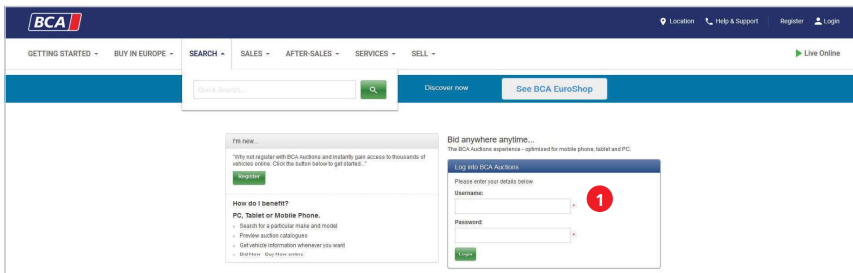


At the end of the auction you will receive information by e-mail if you have bought the car or not.

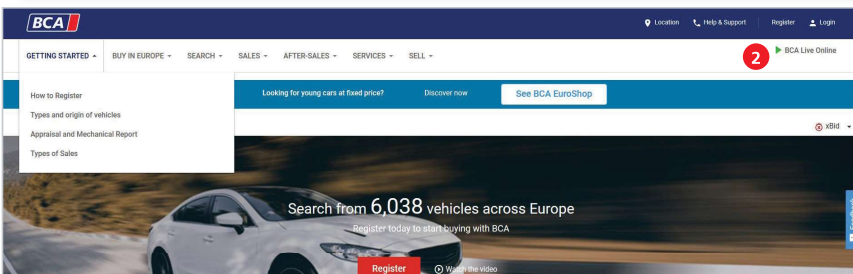


# 11. BCA BIDDING AGENT

Activation **during** the auction:



1. Log in with your username and password.



2. Click on „**BCA Live Online**“ top right on the BCA homepage.

3. Select the auction with one click on „**Participate in Auction**“.

4. Next the window opens where all vehicles can be auctioned one after the other and bid live.

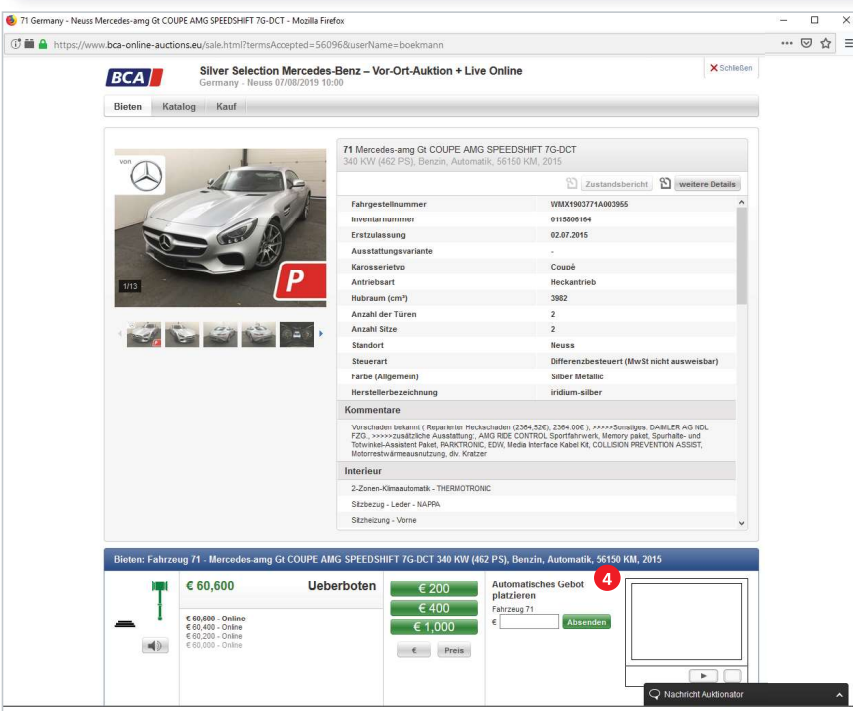
Here you can also activate a bidding agent directly to the right of the bid steps by entering your maximum amount in the field and then clicking on „Place automatic bid“.



The BCA bidding agent will now automatically bid in the usual bidding steps up to the maximum amount you have entered.

## BCA TIPP!

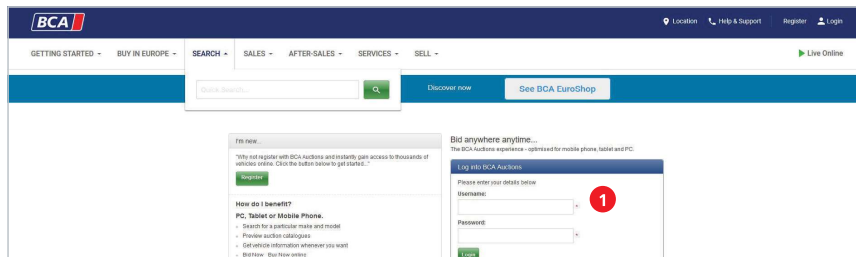
You don't have time to wait for your desired vehicle, because it will be called later? Then please proceed as described in the previous chapter „**Activating the bidding agent before the start of the auction**“.



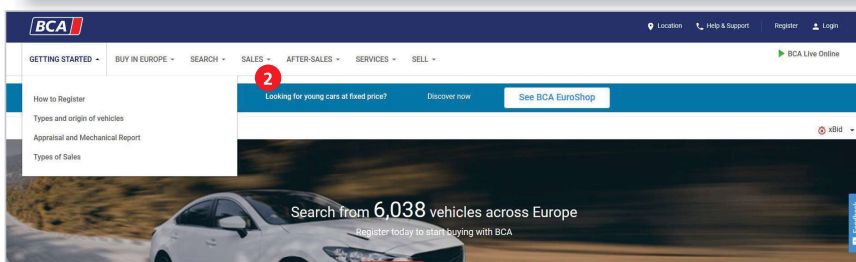
4

# 11. BCA BIDDING AGENT

## Bidding Agent xBid auction



1. Log in with your username and password.



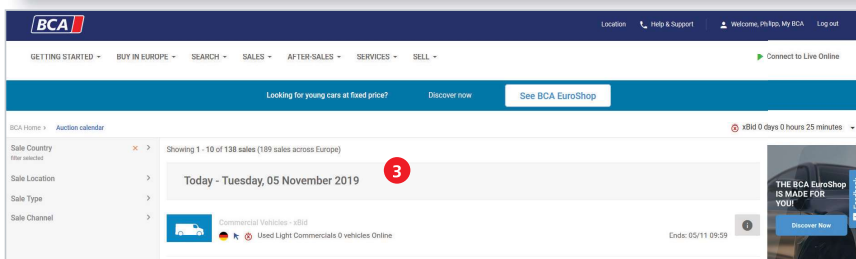
2. Click on „**Auction Calendar**“ on our BCA website.

3. Select an xBid auction in the Auction Calendar.

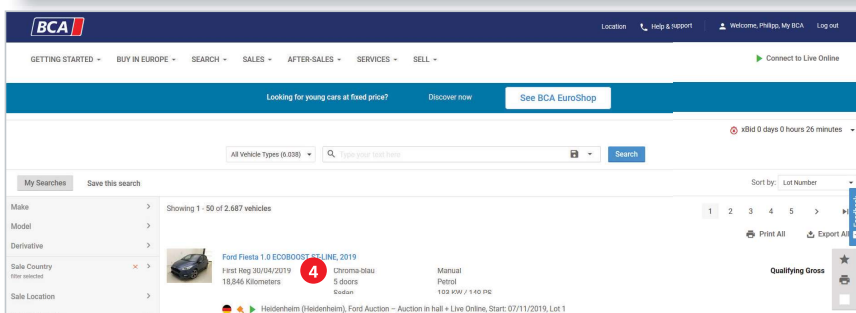
4. Select in the vehicle overview a vehicle.

5. Click on the button „**Place a bid on this vehicle**“ in the vehicle file.

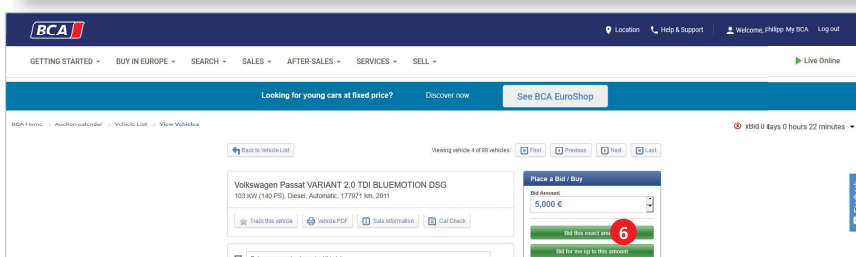
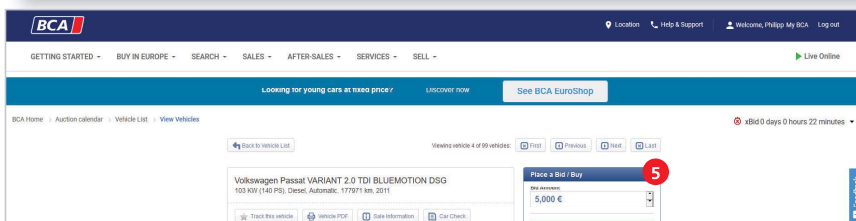
6. Enter your maximum bid in the bidding window and then click on „**Bid for me up to this amount**“.



The BCA bidding agent will now automatically bid in the usual bidding steps up to the maximum amount you have entered.



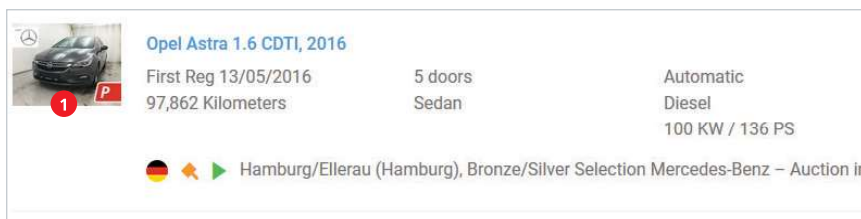
At the end of the auction you will receive information by e-mail if you have bought the car or not.



## 12. BCA PREMIUM PARTNER

**The turbo for your purchasing! Our seal of quality: BCA Premium Partner.**

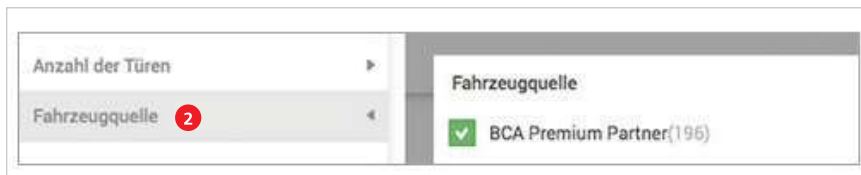
In our auctions, you can now find vehicles from selected, renowned sellers even more quickly: we use the “BCA Premium Partner” seal of quality to highlight used car partners with whom we have worked successfully for many years. These primarily include strategic partners from the automotive trade and fleet operators, which fulfil our high demands when it comes to outstanding vehicle quality.



**Opel Astra 1.6 CDTI, 2016**  
First Reg 13/05/2016      5 doors      Automatic  
97,862 Kilometers      Sedan      Diesel  
100 KW / 136 PS

Hamburg/Ellerau (Hamburg), Bronze/Silver Selection Mercedes-Benz – Auction in

1. The red **“P”** in the photo designates the offered vehicle as BCA Premium Partner vehicle.



Anzahl der Türen ▶  
Fahrzeugquelle ◀

**Fahrzeugquelle**

✓ BCA Premium Partner(195)

2. If you use the “Vehicle source” filter when searching for a vehicle and select “BCA Premium Partner”, you will find the corresponding vehicles.